




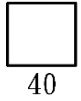
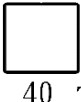
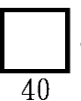






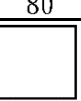



項次	型號	擠型(mm)	長度(M)	下限(kg/支)	上限(kg/支)	備註
1	5081	 12.7 12.7 T=1.15	6.0	0.91	0.96	12.7*12.7*1.15T
2	5082	 16.9 16.9 T=1.45	6.0	1.54	1.61	16.9*16.9*1.45T
3	5008	 19.1 19.1 T=0.95	6.0	1.18	1.24	19.1*19.1*0.95T
4	5021	 20 20 T=1.2	6.0	1.55	1.62	20*20*1.2T
5	5080	 20 20 T=1.5	6.0	1.90	2.00	20*20*1.5T
6	CW006	 20 20 T=2.0	6.0	2.46	2.58	20*20*2.0T
7	5007B	 25.4 25.4 T=1.0	6.0	1.67	1.76	25.4*25.4*1.0T
8	5007	 25.4 25.4 T=1.3	6.0	2.15	2.26	25.4*25.4*1.3T
9	5007A	 25.4 25.4 T=1.85	6.0	2.99	3.14	25.4*25.4*1.85T
10	5051	 30 30 T=1.0	6.0	1.96	2.06	30*30*1.0T
11	5037	 30 30 T=2.1	6.0	4.02	4.22	30*30*2.1T
12	5053	 30 30 T=2.2	6.0	4.20	4.41	30*30*2.2T
13	5058	 31.9 31.9 T=2.8	6.0	5.60	5.88	31.9*31.9*2.8T
14	5057	 38 38 T=2.9	6.0	6.93	7.27	38*38*2.9T
15	5050	 38.2 38.2 T=1.2	6.0	3.02	3.17	38.2*38.2*1.2T
16	5009	 40 40 T=1.15	6.0	3.07	3.22	40*40*1.15T



正 方 管 類

項次	型號	擠型(mm)	長度(M)	下限(kg/支)	上限(kg/支)	備註
17	5026	 40 40 T=1.3	6.0	3.45	3.63	40*40*1.3T
18	5017	 40 40 T=1.55	6.0	4.03	4.23	40*40*1.55T
19	5016	 40 40 T=2.5	6.0	6.44	6.76	40*40*2.5T
20	5018	 45 45 T=1.2	6.0	3.61	3.79	45*45*1.2T
21	5065	 47.5 47.5 T=1.2	6.0	3.81	4.00	47.5*47.5*1.2T
22	5011B	 50.8 50.8 T=1.3	6.0	4.43	4.65	50.8*50.8*1.3T
23	5011	 50.8 50.8 T=2.4	6.0	7.99	8.39	50.8*50.8*2.4T
24	5011C	 50.8 50.8 T=3.0	6.0	9.85	10.35	50.8*50.8*3.0T
25	5047	 80 80 T=1.45	6.0	7.82	8.21	80*80*1.45T
26	5072	 100 100 T=3.0	6.0	19.99	20.99	100*100*3.0T
27	5048	 101.6 101.6 T=1.93	6.0	13.22	13.88	101.6*101.6*1.93T